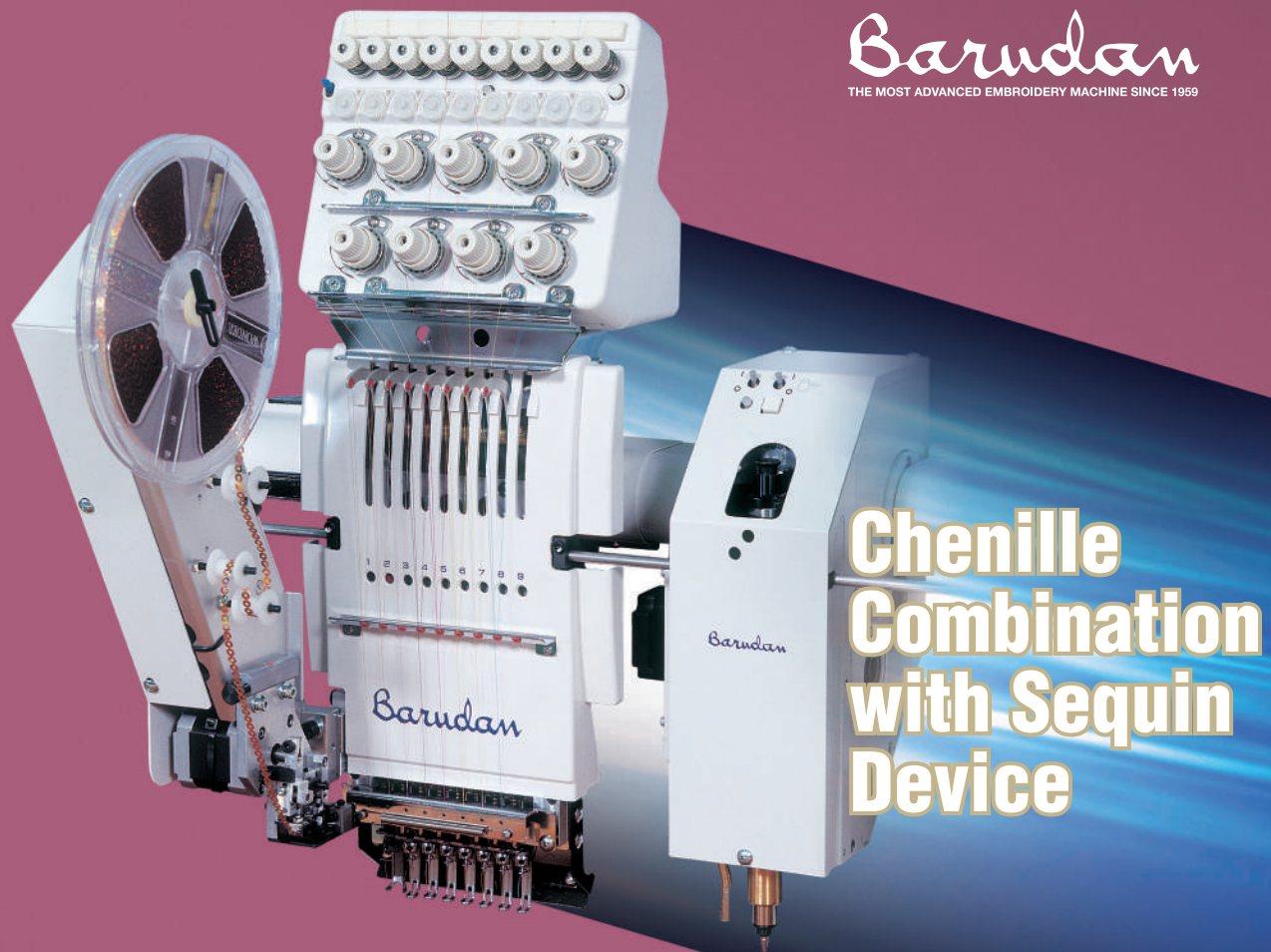


Chenille Combination

Barudan
THE MOST ADVANCED EMBROIDERY MACHINE SINCE 1959




Chenille
Combination
with Sequin
Device


Chenille
Combination
Embroidery
Machine



New generation Chenille combination machine with Barudan's long history and latest technology



MODEL
BEKS-CLY812



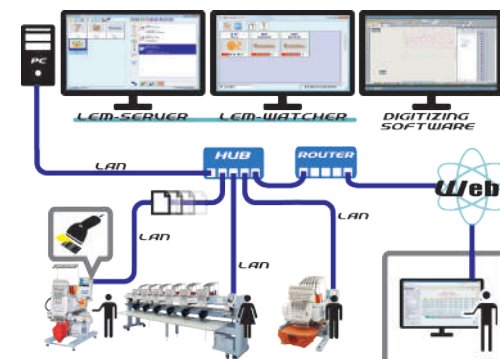
MODEL
BEKS-CLZ912

LAN compatible automat for easy networking.

LEM Server System (Option)

Quick and Easy Design Transfer to Machines using a Barcode Scanner.

- Able to connect to 100 Barudan machines.
- Production Efficiency Reporting is available on the LEM Pro version and is even accessible from anywhere via the web.
- "Report" what head on which machines need maintenance.
- "See" what your machines are producing even from home.
- "Know" which employees and machines are more productive.



BARUDAN CO., LTD.



ISO9001


■ Sales Headquarter
20 Tsukagoshi, Josuiji, Ichinomiya-city, Aichi-pref.,
491-0004 Japan
Phone +81 586-76-1137
Fax +81-586-77-1499
URL <http://www.barudan.co.jp/>
E-mail info@barudan.co.jp

Agent:

MiB MÁQUINAS
INDUSTRIAIS
PARA BORDADOS
www.mib.pt

Tv Sr dos Aparecidos, 44 Cabeçudos / Apartado 523
4761-909 V.N.Famalicão
Phone +351 252 309 969 / E-mail mib@mib.pt

Chenille Combination Machine with Barudan's latest technology




MODEL
BEKY-CLZ906FII

- **Speed**
(Standard Embroidery) 200~1,000rpm.
(Chenille Embroidery) 200~650rpm.
- **Automatic Color Change in 6 colors for chenille**
- **Automatic Trimming System**
- **Automatic Chenille Needle Height Control in 10 levels**
- **Automatic Pressure Foot Lift Control for easy frame change**
- **Option**
Sequin Device
Double Sequin Device (Slide Head)
Twin Sequin Device
Double Twin Sequin Device (Slide Head)



Needle bar

- Automatic needle bar height adjustment control
- Automatic needle bar lift control system



Looper

- Automatic colour change in 6 colours
- High speed change over between loop and chain stitches

Machine Specifications / Main Dimensions

MODEL	Embroidery Area (mm)	Needle Distance (mm)	Number of colors for embroidery	Number of colors for chenille	Speed (rpm)		Power Supply (v)	Power Consumption (kw)	Dimensions (mm)		
					Standard Embroidery	Chenille Embroidery			L	W	H
BEKS-CLY806	600×500/500		8				1 φ 100~240 3 φ 200~415	1.3	5670	1770	
	1000×500/500								2570		
BEKS-CLY812	750×500/500	500						2.5	8670	2070	1670
	1000×500/500								2570		
BEKS-CLZ912	750×500/500		9	6	200~1000	200~650	3 φ 200~415		8730	2070	
	1000×500/500								2570		
BEKS-CLZ914	750×500/500							2.8	9730	2070	
	1000×500/500								2570		
BEKS-CLZ1212	750×550/550	550	12					2.5	9470	2570	
	1000×550/550								2570		

Note 1 : The embroidery area indicated above allows for maximum pantograph movement. The frame used may restrict the actual embroidery field size.

Note 2 : Other embroidery areas are available upon consultation.

Note 3 : Machines and Specifications are subject to change at any time without prior notice.

